

DEUBLIN[®]
Engineered for Performance

WE102 US



ROTATING UNIONS

High Pressure Hydraulic Unions
for Wind Energy Applications

www.deublin.com



Helping Realize the Promise of Wind Energy

Wind energy is a rapidly-growing option to traditional utility-scale power generation alternatives, which are increasingly challenged by environmental, geopolitical and economic issues. The potential is enormous.

In the United States, as public demand for clean energy grows, and as the cost of producing energy from the wind continues to decline, it is likely that wind energy will provide a significant and growing portion of the nation's energy supply.

To realize these goals, problems must be solved – among them, improved reliability and operability of wind systems.



Unparalleled Functionality and Reliability

As the proven leader for the manufacture of precision rotary unions for wind turbine hydraulic pitch control, *DEUBLIN* Engineering continues to focus on reliability and performance.

Our hydraulic rotary unions for wind energy applications are available in configurations ranging from monoflow to four-passage designs, with central passages for cable connection to electrical slip rings. Each *DEUBLIN* rotary union employs a proprietary, controlled leakage sealing technology. Durability features such as water resistant construction and hardened stainless steel rotors provide unparalleled lifecycle reliability over millions of cycles. This significantly reduces downtime and maintenance costs for both on- and off-shore operations.

All unions are 100% factory tested under operating pressures to ensure that each union is completely operational upon receipt and ready to install. But testing is just the beginning of *DEUBLIN's* commitment to quality.

Quality Credentials

DEUBLIN pursues its design and manufacturing missions with a passionate belief in the premise that quality is designed-in, not inspected in – a philosophy that is at the heart of its independently registered ISO 9001 compliant Quality Management System. This recognition offers assurance that our customers' end-use environment, performance requirements and reliability

expectations are always captured and expressed in our product designs, as well as at every stage of development and manufacture. It means that “lessons learned” in hundreds of product applications are projected forward into continual improvement of both our product and processes. Our ISO 9001 recognition is therefore simply more evidence of *DEUBLIN's* unmatched reputation for customer satisfaction and product quality.

In addition, *DEUBLIN* is certified as an Authorized Economic Operator (AEO), which provides assurance that *DEUBLIN's* supply chain is approved as both secure and customs-reliable. This recognition fast-tracks the flow of goods and materials worldwide – a customer service advantage for all of our supply chain partners.



Electrical Slip Rings Now Available

DEUBLIN provides Slip Rings for the demanding requirements of electric or hydraulic wind turbine pitch control applications.

DEUBLIN Slip Rings deliver an integrated and optimized system with special material configurations that are rated for millions of cycles, and years of trouble-free operation. Request Brochure SR102 US.

DEUBLIN

Rotating Union for Wind turbines, DN 15 – 40, 1 - 4 Passages

7100-733

- monoflow design
- self-supported rotating union
- threaded type rotor
- hydrostatic bearing design
- wear-resistant bearing
- vent for controlled leakage, depending on pressure
- shaft seal for secondary sealing
- stainless steel housing
- hardened steel rotor

7100-376 / 7100-730 / 7100-741

- duoflow design
- flange rotor
- coaxial media passage

7100-700

- duoflow design
- flange rotor
- parallel media passage
- central passage for cable
- connection for electrical slip ring

Special designs:

- three passage design
- eccentric cable passage
- drain line in rotor
- SAE housing connection

7100-736 / 7100-1001

- four passage design
- flange rotor
- parallel media passage
- central passage for cable
- connection for electrical slip ring

7100-1005

- four passage design
- flange rotor
- parallel media passage
- central passage for cable
- connection for electrical slip ring
- single piece housing

Following are some additional typical hydraulic unions for wind energy applications:

7100-970

899-200-201

899-221-201

7100-1018

899-210-201

SP0037



DEUBLIN

Rotating Union 7100 Series

DN 8, 1 - 4 passages

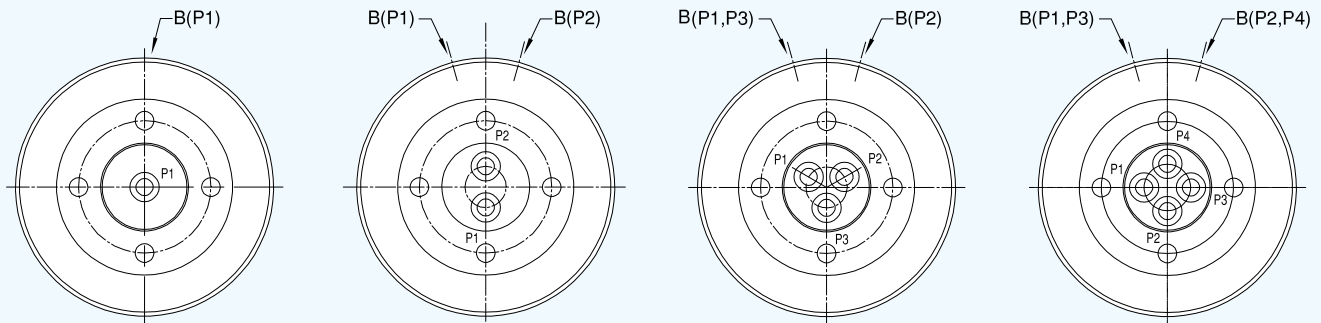
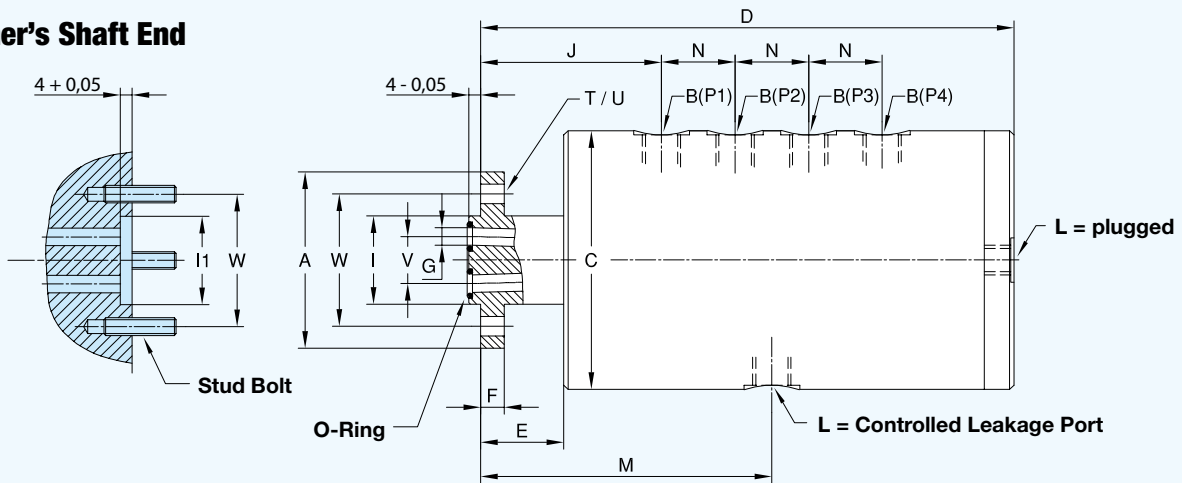
- 1-4 passages
- self-supported rotating union
- hydrostatic bearing design
- ball bearing supported
- vent for controlled leakage, depending on pressure
- shaft seal for secondary sealing
- aluminium housing
- steel rotor, coated
- special designs for higher speeds

For further information please contact **DEUBLIN** or your local representative.

Operating Data

Max. Hydraulic Pressure	2,900 PSI	200 bar
Min. Hydraulic Pressure	40 PSI	3 bar
Max. Speed	3,000 RPM	3 000 min ⁻¹
Max. Temperature	60 °C	> 60 °C consult DEUBLIN
Required Oil Cleanliness: class 17/15/12, ISO 4406		

Customer's Shaft End



DN	B	Ordering No.	A Rotor Connections	C Ø	D	E	F	G Ø	I Ø	I1 Ø	J	L	M	N	T	U Ø	V Ø	W Ø	kg
1 x 8	1 x G 1/4	7100-737	Flange Ø 60	88	110	28	8	1 x 6	30 f7	30 H7	61,5	G 1/4	74,5	-	4x90°	6,6	14	45	2,0
2 x 8	2 x G 1/4	7100-739	Flange Ø 60	88	135	28	8	2 x 6	30 f7	30 H7	61,5	G 1/4	99	1 x 25	4x90°	6,6	14	45	2,6
3 x 8	3 x G 1/4	7100-740	Flange Ø 60	88	160	28	8	3 x 6	30 f7	30 H7	61,5	G 1/v	74	2 x 25	4x90°	6,6	14	45	3,1
4 x 8	4 x G 1/4	7100-900	Flange Ø 60	88	185	28	8	4 x 6	30 f7	30 H7	61,5	G 1/v	99	3 x 25	4x90°	6,6	14	45	3,6

DEUBLIN

Rotating Union 7100 Series

DN 8 - 20, Duoflow

- duoflow design
- self-supported rotating union
- hydrostatic bearing design
- wear-resistant bearing
- vent for controlled leakage, depending on pressure
- shaft seal for secondary sealing
- stainless steel housing
- hardened steel rotor

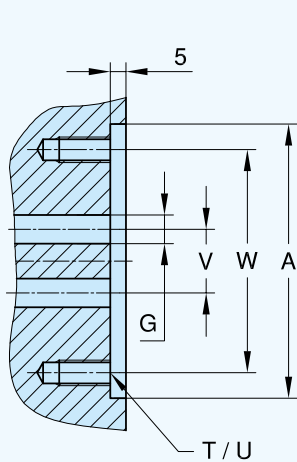
For further information please contact **DEUBLIN** or your local representative.



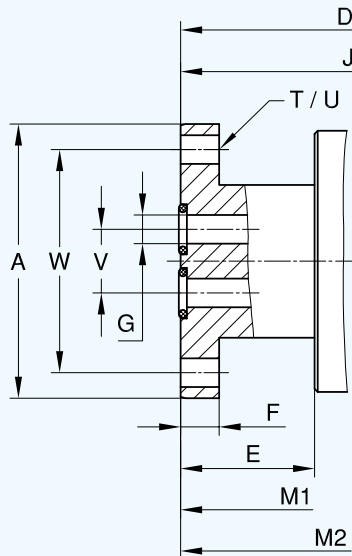
Operating Data

Max. Hydraulic Pressure	3,630 PSI	250 bar
Min. Hydraulic Pressure	40 PSI	3 bar
Max. Speed	500 RPM	500 min ⁻¹
Max. Temperature	60 °C	> 60 °C consult DEUBLIN
Required Oil Cleanliness: class 17/15/12, ISO 4406		

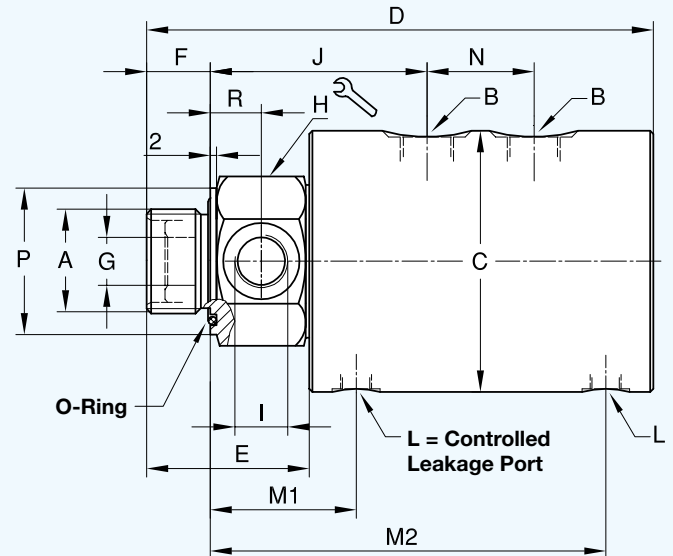
Customer's Shaft End



Flange Rotor



Threaded Rotor



DN	B	Ordering No.	A Rotor Connections	C ø	D	E	F	G ø	H	I	J	L	M1/M2	N	P ø	R	T	U ø	V ø	W ø	Weight kg
2 x 8	2 x G 1/4	7100-773	G 3/4 RH	82	176	46	17	6,4	46	G 1/4	76	G 1/8	49,5/137,5	36	46	15	-	-	-	-	4,5
2 x 8	2 x G 1/4	7100-852	Flange ø 86 g6/H7	82	172	42	12	9	-	-	89	G 1/8	63/151	36	-	-	4x90°	9 M8	20	70	4,5
2 x 10	2 x G 3/8	7100-777	G 1 RH	82	181	51	20	8	46	G 3/8	78	G 1/8	52/140	36	46	16	-	-	-	-	4,4
2 x 10	2 x G 3/8	7100-853	Flange ø 86 g6/H7	82	172	42	12	9	-	-	89	G 1/8	63/151	36	-	-	4x90°	9 M8	20	70	4,4
2 x 15	2 x G 1/2	7100-711	G 1 1/4 RH	109	244	70	26	15	55	G 1/2	101	G 1/4	70,5/180,5	50	55	18	-	-	-	-	11
2 x 15	2 x G 1/2	7100-854	Flange ø 108 g6/H7	109	230	56	16	12,5	-	-	113	G 1/4	82,5/192,5	50	-	-	4x90°	11 M10	20,5	88	11
2 x 20	2 x G 3/4	7100-713	G 1 1/2 RH	109	249	75	28	17,5	65	G 3/4	106	G 1/4	73,5/183,5	50	65	20	-	-	-	-	12
2 x 20	2 x G 3/4	7100-855	Flange ø 148 g6/H7	148	288	78	25	19	-	-	153	2x G 1/2	110,5/253	60	-	-	6x60°	13,5 M12	33	126	28



DEUBLIN

Rotating Union 20504 Series

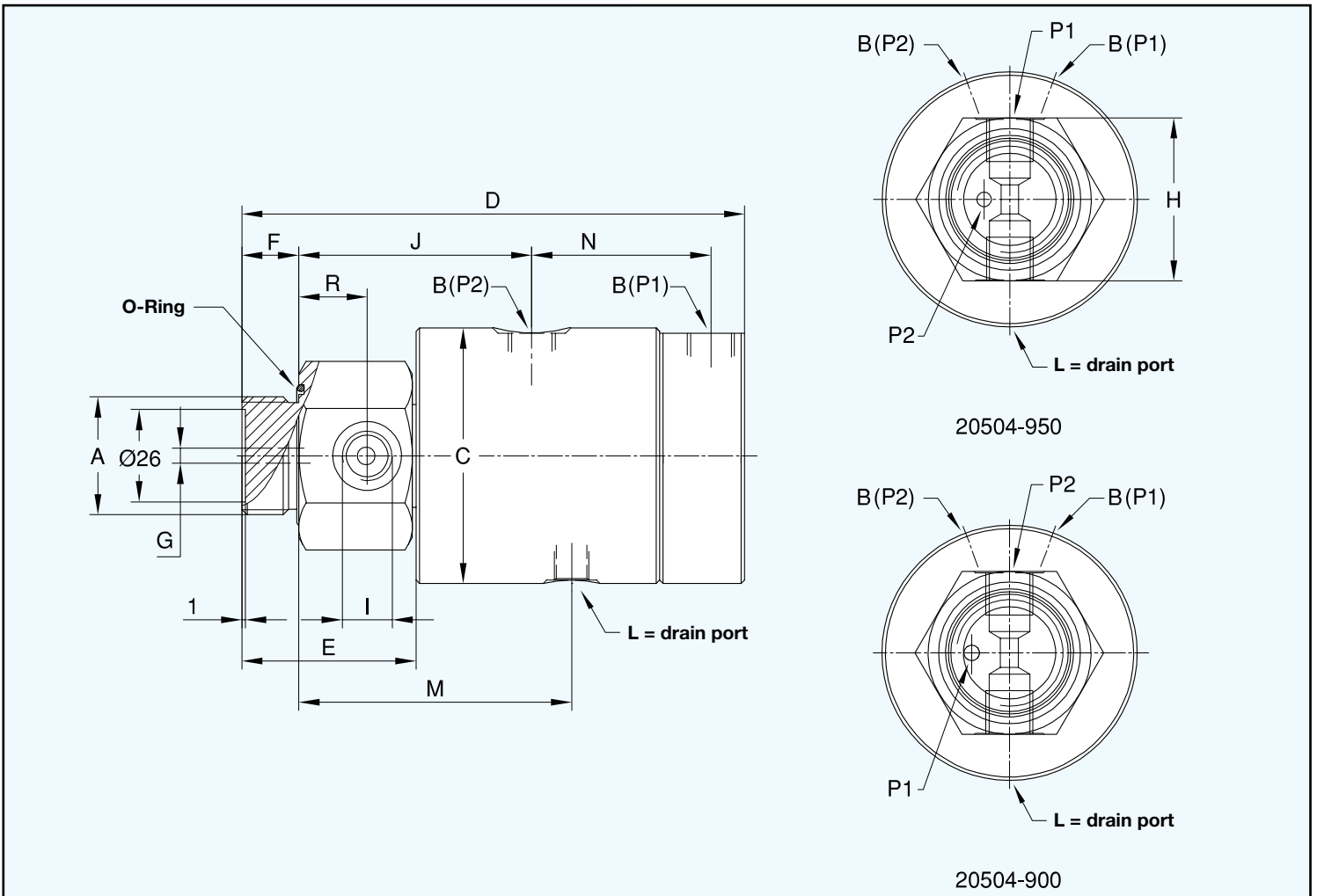
DN 8, Duoflow

- duoflow design
- self-supported rotating union
- P1 pressure channel
- high-wear resistant balanced mechanical seal
Silicon Carbide/Silicon Carbide for high pressure passage (P1)
- P2 channel for release, during standstill
- carbon-filled PTFE seals
- shaft seal in seal cavity
- drain passage prevents interpassage leakage
- housing connections radial
- aluminium housing
- stainless steel rotor, hardened
- Main application: Coil Winding

Operating Data

Max. Hydraulic Pressure	3,050 PSI	210 bar
Max. Speed	250 RPM	250 min ⁻¹
Max. Temperature	60 °C	> 60 °C consult DEUBLIN
Required Oil Cleanliness:	class 17/15/12, ISO 4406	

For further information please contact **DEUBLIN** or your local representative.



DN	B	Ordering No.	A Rotor Connections		C ∅	D	E	F	G ∅	H ⌀	I	J	L	M	N	R	kg
2 x 8	2 x G 1/4	20504-900	G 1	RH	72	141,5	49	16	4,3	46	G 1/4	65,5	G 1/8	77	50,5	19	1,7
2 x 8	2 x G 1/4	20504-950	G 1	RH	72	141,5	49	16	4,3	46	G 1/4	65,5	G 1/8	77	50,5	19	1,7

Important Information

A *DEUBLIN* Union is a precision-made piece of equipment and must be handled accordingly. Sealing between the rotating device - rotor - and the static device - stator - is mainly accomplished via floating seals. Improper use could result in premature leakage or failure.

Although *DEUBLIN* Unions are of the highest quality and precision they are, by their very nature, a "wear and tear" product. It's important that they should be inspected periodically. Moreover, when seals wear out, the rotating union must be replaced or repaired to avoid subsequent leakage. Once a union begins to leak, it is paramount that the union be repaired immediately. Never work with leaking unions!

DEUBLIN Unions must never be used for applications other than those specified in the catalogue. It is strictly prohibited to use *DEUBLIN* Unions with hydrocarbons or other flammable media as leakage may result in a fire or explosion. The use of our product on exotic or corrosive media is strictly prohibited without our prior approval. For applications other than those stated in the catalogue, the *DEUBLIN* Engineering Department should be contacted for proper instructions. These instructions are provided by *DEUBLIN* as general guidelines and do not contain exhaustive information about the installation, use or maintenance of unions.

Operating instructions and installation manuals are available in the German and English languages for the greater part of *DEUBLIN* products. Buyers and users of *DEUBLIN* Unions should be certain that they have reviewed all of *DEUBLIN*'s product information. The operating and installation instructions must be strictly adhered to when installing *DEUBLIN* unions.

Factory Testing

All *DEUBLIN* Unions are factory-tested under pressure prior to shipment. This thorough check ensures that each single *DEUBLIN* Union is completely operational when you receive it and can - in most cases - be installed with no further consideration.

Warranty

The buyer's warranty rights assume that the product shipped be inspected upon receipt and all defects reported to *DEUBLIN* in writing immediately or for no longer than a period of 2 weeks. Defects must be reported to *DEUBLIN* in writing immediately upon detection. The warranty is void when the *DEUBLIN* Rotating Union is tampered with or misused in any way. Otherwise, our General Terms of Sale and Delivery are valid. It cannot be emphasised enough that all dynamic seal components are wear parts.

DEUBLIN will not be held liable for damage resulting from improper use, incorrect warehousing, incorrect transport, faulty assembly, faulty operation, insufficient maintenance, incorrect handling, improper installation by the customer, the use of inappropriate accessories or spare parts and natural abrasion. Please request our General Terms of Sale and Delivery.

Lubrication and Maintenance

Depending on the *DEUBLIN* product series and the operating parameters all *DEUBLIN* Unions are lubricated for life.

The unions equipped with oil cups should be lubricated periodically with 4 to 5 drops of high quality SAE 30 motor oil, approximately once a month or in extreme severe conditions (high RPM's) once a week.

Filtering

The service life of the seal is largely determined by filter quality and thus of vital importance for the perfect operation of the rotating union. We recommend a filtering of min. 60 µm. It goes without saying that all installation and operating instructions must be carefully reviewed and strictly adhered to.

Repair Service and Maintenance of *DEUBLIN* Unions by *DEUBLIN*

Use only *DEUBLIN* spare parts for repair of the *DEUBLIN* Rotating Unions. Prior to repair contact *DEUBLIN* or any authorised *DEUBLIN* representative. You can find a local *DEUBLIN* representative at the following internet site: www.deublin.com.

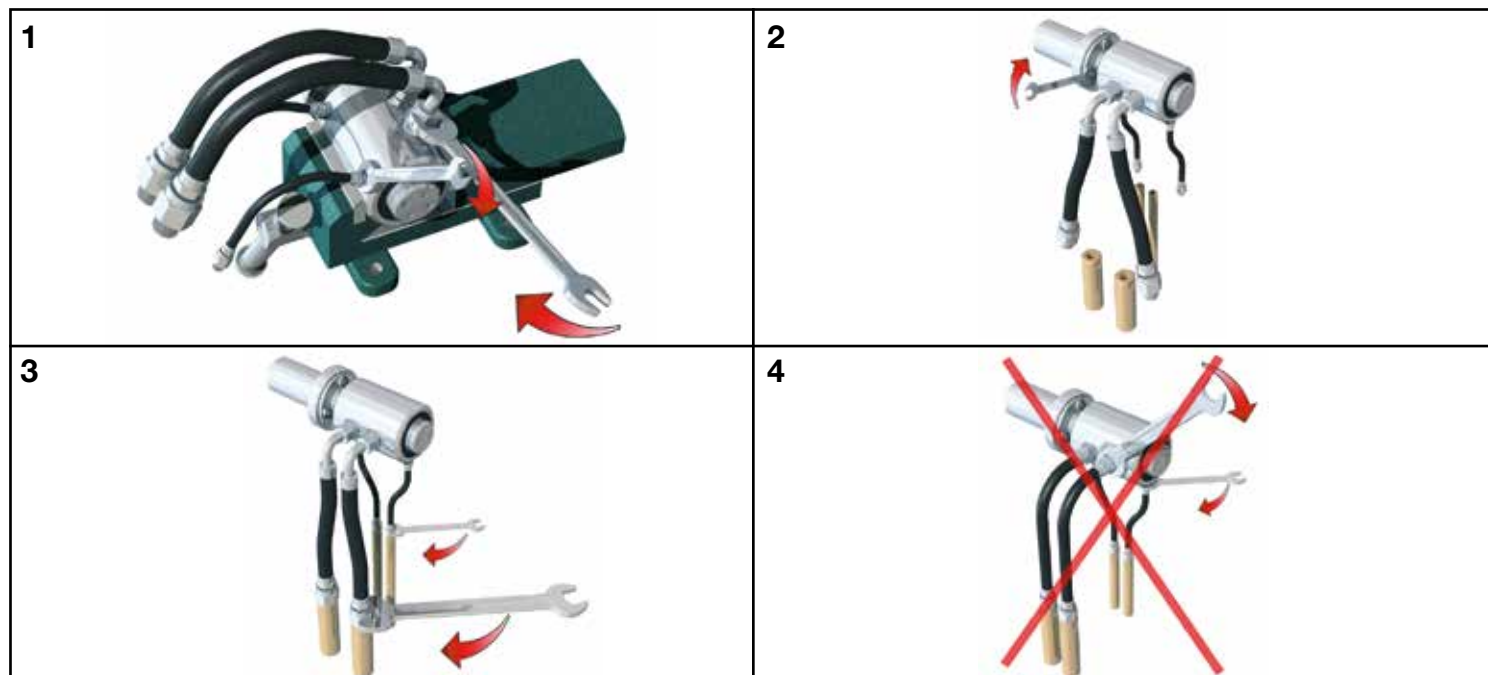
Most unions can be reconditioned in the field by use of *DEUBLIN* Repair or Rebuilding Kits. Generally, we recommend having the *DEUBLIN* Rotating Unions repaired by *DEUBLIN*. Repair Service is available at all *DEUBLIN* factories. Factory rebuilt unions carry a "New-Union-Warranty".

Tension-free Installation

When installing Rotating Unions, special attention has to be paid to a flexible and tension-free hose connection. For further suggestions please refer to our installation instructions.

WARNING *DEUBLIN* unions should not be used to convey flammable media (flash point $\leq 140^{\circ}\text{F}$ or 60°C) as leakage may result in explosions or fires. *DEUBLIN* unions should be used in accordance with standard safety guidelines for the media, and in a well-ventilated area. The use of our product on hazardous or corrosive media is strictly forbidden.

Instructions for Hose Installation and Assembly of *DEUBLIN* Rotating Unions - see example 7100 series below





Since its establishment in 1945, Deublin has consistently adhered to a policy of producing the best product of its kind in the market. The result of this policy has been constant growth through the years. For this progress we are grateful to our many loyal customers. We cordially invite you to visit our modern manufacturing facilities in Waukegan, Illinois; Mainz, Germany; Monteveglio, Italy; and Dalian, China.

Sincerely,

Donald L. Deubler
Chairman of the Board



Global Headquarters in Waukegan, Illinois, U.S.A.



Mainz, Germany



Monteveglio, Italy



Dalian, China

ASIA

美国杜博林 Deublin 旋转接头授权代理

北方区联系方式：

信德迈科技(北京)有限公司 CNMEC Technology

地址：北京市朝阳区望京街 10 号望京 SOHO-T1-C 座 2115 室

*Tel: 010-8428 2935 | * Fax: 010-8428 8762

*手机：139 1096 2635

*电子邮件：sales@cnmec.biz

主页：<http://www.cnmec.net>



Deublin products & services are available throughout the world.

www.deublin.com

